

Additional parts and accessories are available for purchase online:

www.sevilleclassics.com

Item No. WEB106



Shelf Labels (8 pack)



Rev. TF160223

5-SHELF SUPER SIZE COMMERCIAL SHELVING

Model No. SHE48245

ASSEMBLY INSTRUCTIONS



Customer Service

Tel 1.800.323.5565

Fax 1.310.533.3899

Monday through Friday 8:30 am - 4:30 pm (Pacific Standard Time)










Seville Classics, Inc.

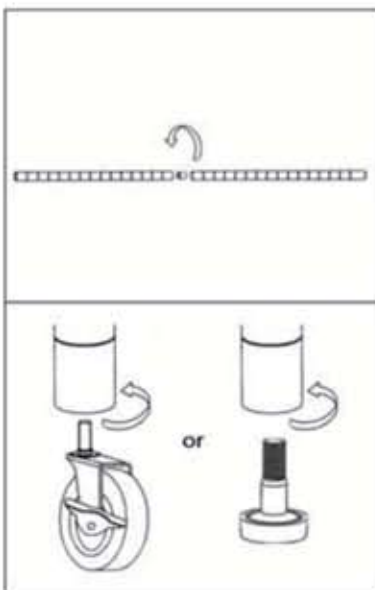
Torrance, CA 90501 USA

www.sevilleclassics.com

Please read and save these instructions ©2015 Seville Classics, Inc.

Please make sure you have all the parts before assembly.

A	4 pcs	B	4 pcs	C	4 pcs	D	20 pairs
Top Poles		Bottom Poles		Screw Connectors		Slip Sleeves	
 Plastic cap (top) Threaded end (bottom)		 Threaded end (bottom)		 (May be attached to pole)			
E	5 pcs	F	2 pairs	G	4 pcs		
Shelves		Wheels		Leveling Feet			
		 locking					

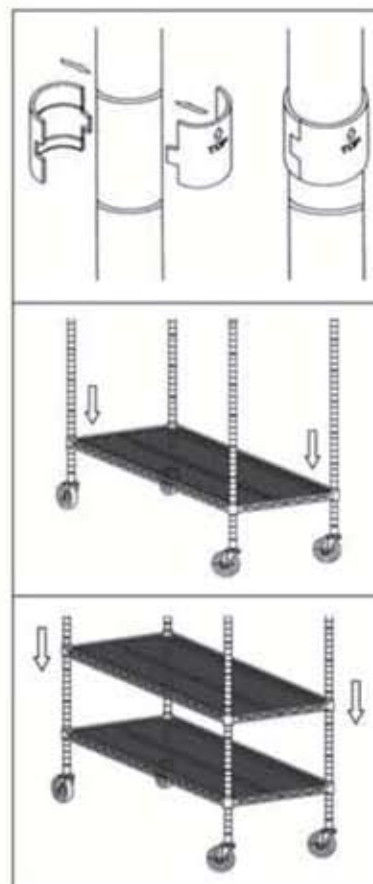


Step 1:

Screw the **Top Poles (A)** and **Bottom Poles (B)** together using the **Screw Connectors (C)**.

Step 2:

Screw the **Wheels (F)** or **Leveling Feet (G)** into the **Bottom Poles (B)**.



Step 3:

Starting from the bottom, fasten a pair of **Slip Sleeves (D)** around the groove of each pole.

Note: The poles have double grooves every 5 inches for easy assembly.

Step 4:

Slide a **Shelf (E)** over the top of the 4 poles until it rests snugly over the sleeves.

TIP: If necessary, use a rubber mallet to further secure the shelf.

Step 5:

Repeat Step 4 by fastening more **Slip Sleeves (D)** on the poles and sliding the **Shelves (E)** through the poles to fit tightly on the sleeves for the remaining shelves.

CAUTION:

- DO NOT STAND ON OR CLIMB ON THE SHELVING SYSTEM.
- DO NOT DROP HEAVY ITEMS ON THE SYSTEMS.
- PLACE HEAVIER ITEMS ON THE LOWER SHELVES AND LIGHTER ONES ON THE TOP SHELVES.
- DO NOT MOVE THE SYSTEM WHILE LOADED.

WARNING:

- HOLDS 500 LB (226 KG) TOTAL USING WHEELS.
- Holds 600 lbs (272kg) per shelf /3000lbs (1360.8kg) total using leveling feet .